

OBDII

Plug & track, easy installation, no wires required, save integrator's time and cost. Start the tracking immediately















TorchX 100

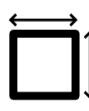



LTE CAT-4/3G/2G easy Install OBDII tracking device designed for light and heavy duty vehicles with ELD and WIFI hotspot sharing.



-  ELD Ready
-  WIFI Hotspot
-  Light and Heavy Vehicle Data Reading
-  Firmware Over the Air
-  Built-in Buzzer for Driver Coaching
-  Global Bands Supported
-  Driving Behavior Monitoring
-  Crash Detection
-  BLE 4.1
-  Towing Alarm

 73.0g (2.6oz)
 -30°C ~ +80°C
 (-22°F ~ 176°F)

 52.8mm x 47.8mm x 24.8mm
 (2.08" x 1.88" x 0.98")
 Operating Voltage: 7V to 32V DC
 with internal Li-Polymer battery

Light-duty Vehicle



ELD



Heavy-duty Asset



TorchX 100 SPEC

Network/Operating Band	
Models	TorchX 100
Operating Band	LTE FDD Cat 4: BB1/B2/B3/B4/B5/B7/B8/B12/B13/B18/B19/ B20/B25/B26/B28/B66 LTE TDD Cat 4:B34/B38/B39/B40/B41 WCDMA: B1/B2/B4/B5/B6/B8/B19 GSM/EDGE: 850/900/1800/1900MHz
Data Transmission	LTE(Mbps): 150(DL)/50(UL) HSPA+(Mbps): 42(DL)/5.76(UL) WCDMA(Kbps): 384(DL)/384(UL) EDGE(Kbps): 236.8(DL)/236.8(UL) GPRS: 85.6(DL)/85.6(UL)
GNSS Specifications	
GNSS Chipset	Qualcomm Gen 8C GNSS receiver
Parallel GNSS	GPS+Glonass+Beidou+Glonass
Receiver Type	33 tracking / 99 acquisitions- channel GNSS receiver
Sensitivity	Acquisition: -149 dBm Tracking: -163 dBm
Position Accuracy in open sky (CEP-50)	Autonomous: < 2 m
Standalone TTFF	Cold Start: < 29S Warm Start: < 27S Hot Start: < 1S
Wi-Fi Hotspot	
Wi-Fi Band	2.412 ~ 2.484 GHz, 5.17~5.825 GHz
Max Data Rate	802.11b: 11Mbps 802.11g: 54Mbps 802.11n_HT20: 72.2Mbps 802.11n_HT40: 150Mbps 802.11ac_HT20: 86.7Mbps 802.11ac_HT40: 200Mbps 802.11ac_HT80: 433.3Mbps
Transmitting Power	802.11b/11Mbps: 18dBm 802.11g/54Mbps: 15dBm 802.11n_HT20/72.2Mbps: 11dBm 802.11n_HT40/150Mbps: 10dBm 802.11ac_HT20/86.7Mbps: 13dBm 802.11ac_HT40/200Mbps: 9dBm 802.11ac_HT80/433.3Mbps: 8dBm
Rx Sensitivity	802.11b/11Mbps: -94dBm 802.11g/54Mbps: -78dBm 802.11n_HT20/72.2Mbps: -69dBm 802.11n_HT40/150Mbps: -63dBm 802.11ac_HT20/86.7Mbps: -65dBm 802.11ac_HT40/200Mbps: -59dBm 802.11ac_HT80/433.3Mbps: -56dBm
Interfaces	
OBDII Connector (The function varies based under different configurations)	SAE J1850–VPW, SAE J1850-PWM, ISO 15765, SAE J1939, ISO 14230(KWP2000), ISO9142-2, SAE J1708
SIM card	Nano SIM card slot
LTE/GNSS/Wi-Fi/BLE Antenna	Internal only
Indicator LED	Network, GNSS, Wi-Fi and Diagnostic
FOTA	Yes
BLE (Bluetooth Low Energy)	4.1
USB	Configuration, upgrade and debug
Buzzer	Event triggering

TorchX 100 SPEC

General Specifications

Dimensions	52.8mm*47.8mm*24.8mm (2.08" *1.88" *0.98")
Weight	73.0g (2.6oz)
Backup Battery	Li-Polymer 100 mAh/3.7V
Operating Voltage	7V to 32V DC
Operating Temperature	-30°C ~ +80°C (-22°F ~ 176°F)
Storage Temperature	-40°C ~ +85°C (-40°F ~ 185°F)

Air Interface Protocol

Transmit Protocol	TCP, UDP, MQTT, SMS
Data Security & Encryption Option	MD5/ AES128
BLE Accessory Support	Yes
OBDII Data Reading	Yes
Diagnostic Trouble Code (DTC)	Read and Erase
Scheduled Timing/angle/distance Report	Report position and status at preset intervals
External Power Status Alarm	Report when external power is disconnected
Low Power Alarm	Report when backup battery is low
Network Signal Jamming Detection	Report network jamming
Driving Behavior Monitoring	Aggressive driving behavior detection, e.g., harsh braking and acceleration
Crash Detection	Accident data collection for reconstruction and analysis
Data Roaming Control	Avoid additional data consumption

Industry Certifications (Planned)

CE, RCM, IC, FCC, PTCRB, AT&T, US Cellular, T-Mobile, Verizon, TDRA, NBTC, CITC, Anatel